


Saporiti

ABC Bookcase

Knock Down Assembly instructions





Tighten firmly
all the screws






8

Minifix
hardware



9



10




11



12



13



14



15

Tighten the minifix hardware clockwise



16




17



18



19



20



21



22



23

24



25

26



27



Before placing the caps make sure to tighten firmly all the minifix hardware



28



29



30

31 > 34 for wall modules only:

31

32

33

34

